



District Report Card: 2017


State: Rajasthan	District: Dausa
Class: 3	Subject: Language
Schools: 58	Students: 867


Participation/Coverage


Students

GENDER 	Boys		Girls	
	Number	%	Number	%
	395	45.56	472	54.44

AREA 	Rural		Urban	
	Number	%	Number	%
	840	96.89	27	3.11

CATEGORY 	SC		ST		OBC		GEN	
	Number	%	Number	%	Number	%	Number	%
	364	41.98	160	18.45	313	36.10	30	3.46

CWSN 	LD	VI	HI	S&LD	ID	Oth
	5	6	0	0	3	3

Management 	Government		Government-aided	
	Number	%	Number	%
	867	100.00	0	0.00

Average Performance of Students in Language (%)

Overall	Gender		Area		Management		Social Group			
	Male	Female	Rural	Urban	Govt.	Aided	SC	ST	OBC	GEN
82.02	80.74	83.09	82.63	62.96	82.02	0.00	80.22	82.33	83.77	84.00

Performance on Learning Outcomes (LOs)

Learning Outcomes	Description	Average Performance(%)
L304	Reads small texts with comprehension i.e., identifies main ideas, details, sequence and draws conclusions	82.54
L312	Reads printed scripts on the classroom walls: poems, posters, charts etc.	80.99

Range of Performance of Students who Answered Correctly							
Below 30%		30% - 50%		50% - 75%		Above 75%	
Number	%	Number	%	Number	%	Number	%
17	1.96	30	3.46	203	23.41	617	71.16

Lowest Performing Learning Outcomes (LOs)

1 - Reads printed scripts on the classroom walls: poems, posters, charts etc. (80.99)

2 - Reads small texts with comprehension i.e., identifies main ideas, details, sequence and draws conclusions (82.54)